



Oilseeds and Protein Crops market situation

Committee for the Common Organisation of Agricultural Markets

27 January 2022

Table of contents



World Oilseeds & Market News



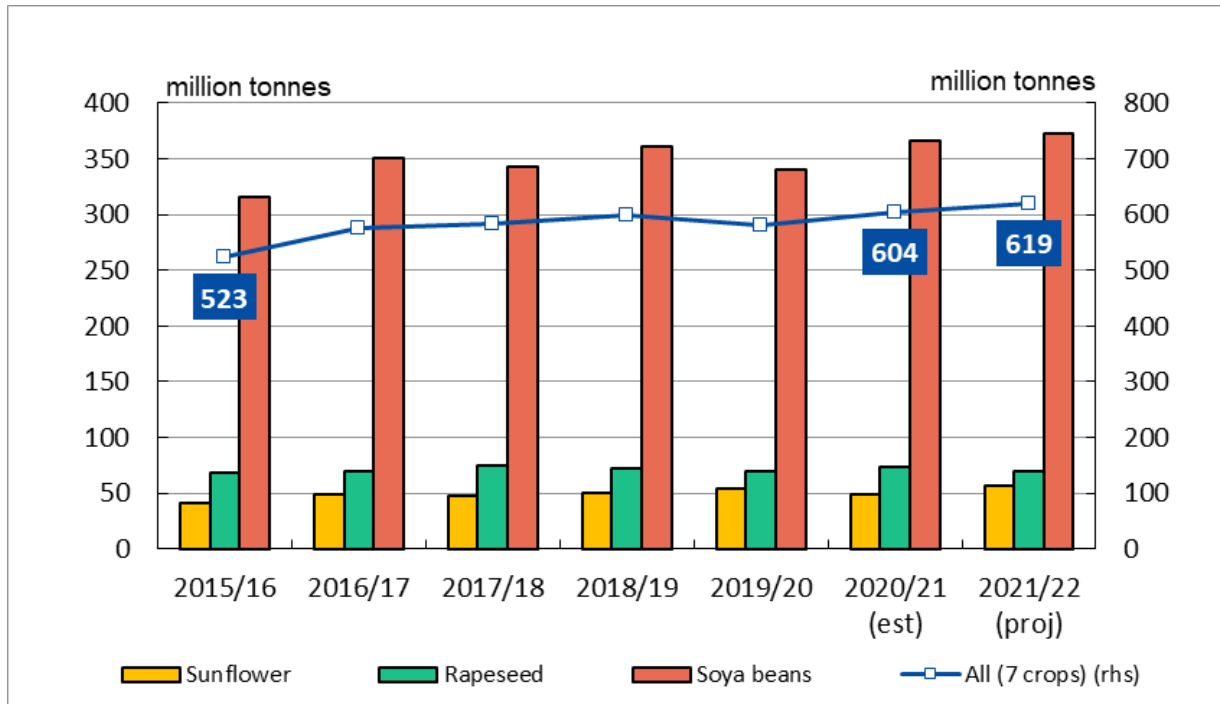
Oilseeds & Protein crops: areas & production (2021/22)



S&D balance sheets (Oilseeds, Meals, Oils)

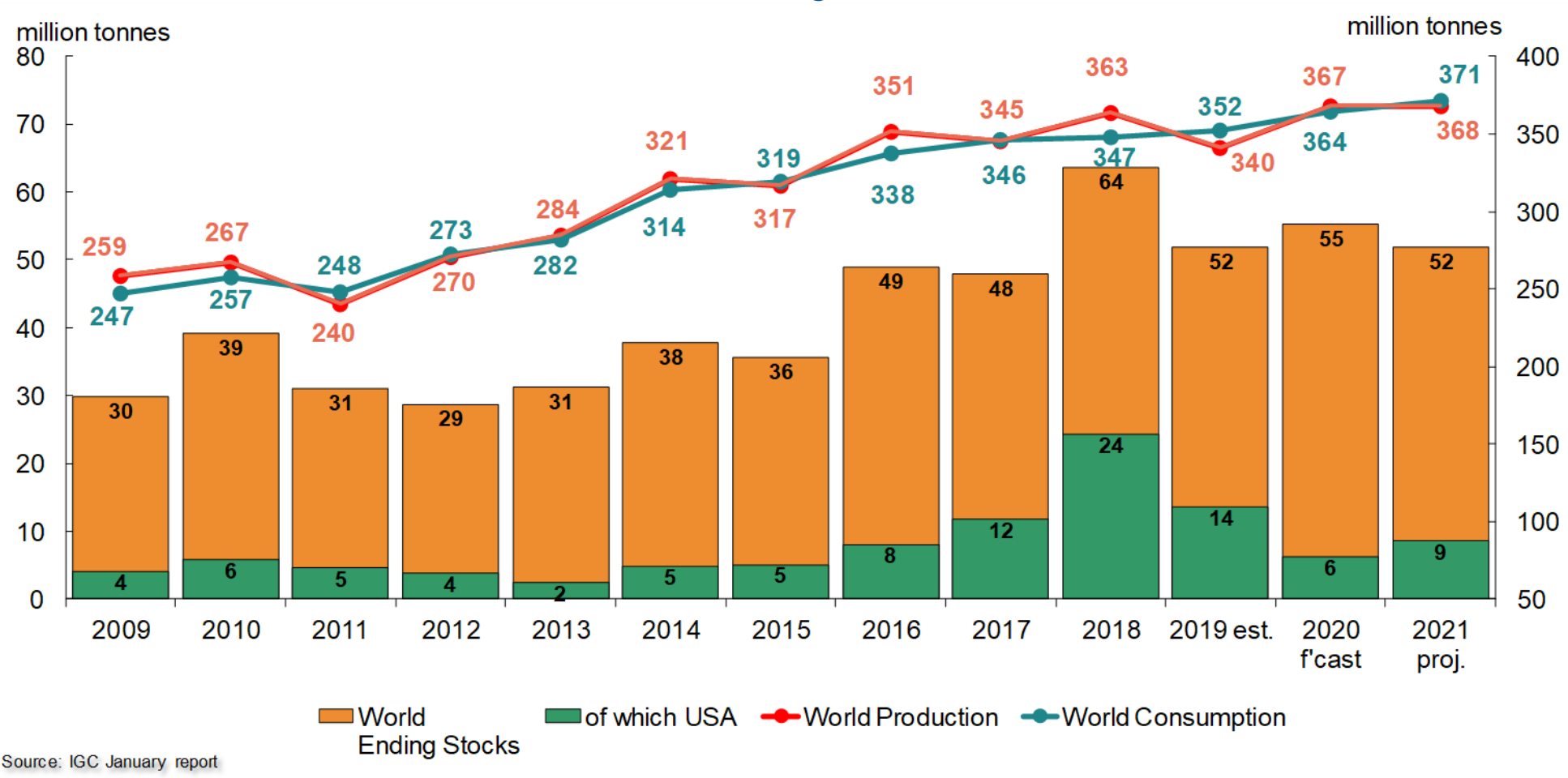
2021/22 World Oilseeds (USDA)

21/22 outlook (changes y/y):

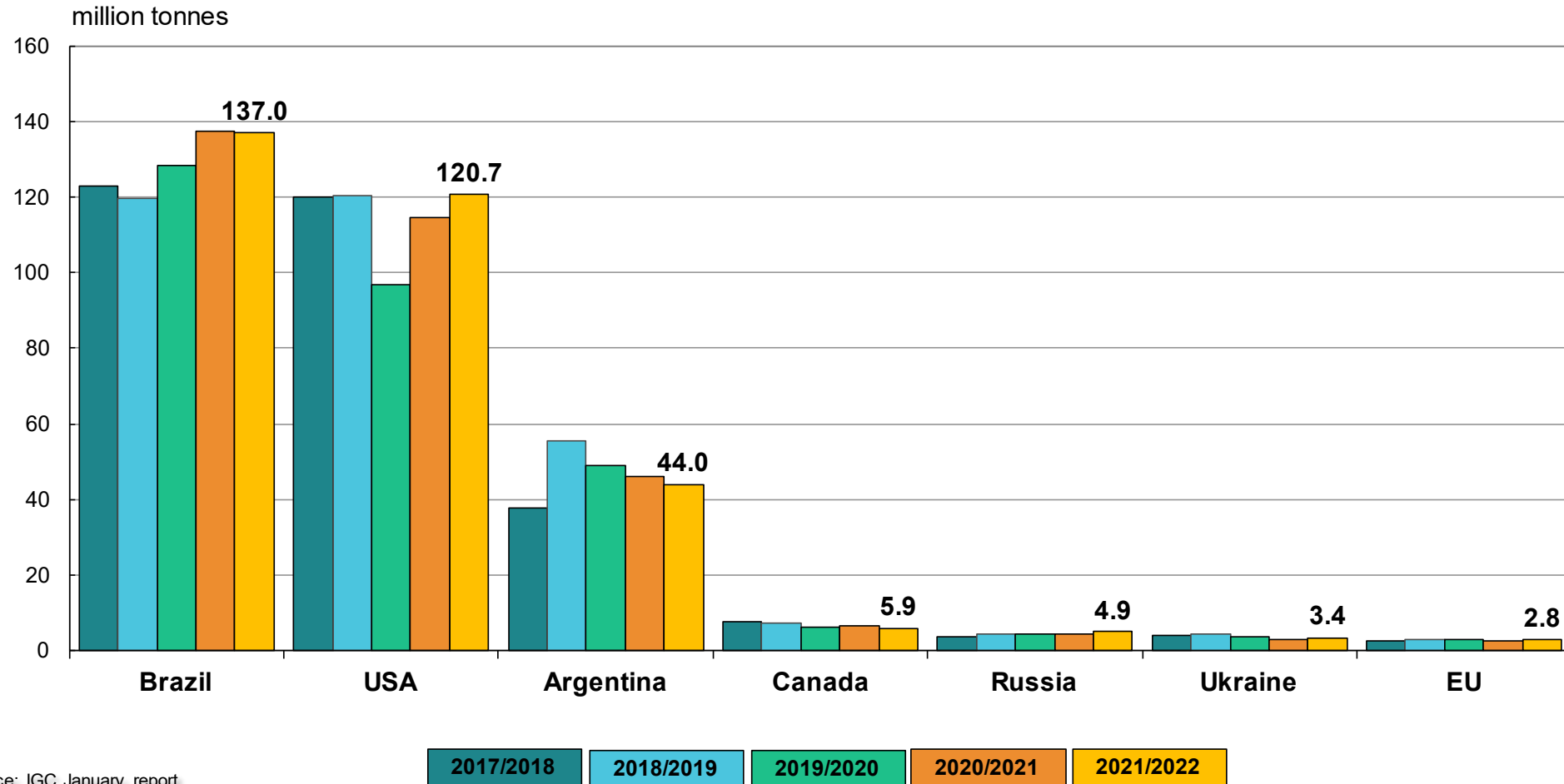


- Total Oilseeds:** 619 mt (+15) ↑
- Soya beans: 373 mt ↑
- Rapeseed: 69 mt ↓
- Sunflower: 57 mt ↑

World soya: IGC



IGC: soya beans production forecast



Source: IGC January report

World Market News 1. (27-01-2021)

Brazil

- **BR** (*Refinitiv Commodities Research*): **soya bean production** forecast trimmed by 2% from before, to 141.5 million tonnes, from 40.7 million hectares (38.9m ha previous year) in the 2021/22 marketing year.
- **BR** (*AgriCensus referring to the USDA's local office in Brazil*): **soya bean production** outlook cut to 136 million tonnes in 2021/22.
- **BR** (*IGC referring to ANEC*): **soya bean exports** are estimated to reach 86.6 million tonnes (82.3m previous year), with around 60 million tonnes dispatched to China.
- **BR** (*IGC referring to IMEA*): 2021/22 **soya bean harvesting** in the state of Mato Grosso at 13.3% complete (2.2% previous year).
- **BR** (*Dept. of Rural Economy – Deral*): 2021/22 **soya bean production** forecast in Parana lowered by 5.3 million tonnes to 13.1 million tonnes (20.7m CONAB Dec f'cast, 19.9m last year)

World Market News 2. (27-01-2021)

USA

- **USA** (*USDA WASDE monthly report*): **soya bean production** estimate is at 120.7 million tonnes (114.7m previous year).
- **USA** (*IGC referring to National Oilseed Processors Association - NOPA*): December **soya bean crush** at a record 5.1 million tonnes (5.0m same month previous year).
- **USA** (*IGC/USDA*): 2021/22 **soya bean net inspections** as at 20 January at 1.7 million tonnes, MY (Sep/Aug) cumulative at **34.8 million tonnes** (-24% on one year ago).

World Market News 3. (27-01-2021)

Canada

- **Canada** (*USDA-WASDE monthly report*): **canola production** forecast is unchanged at 12.6 million tonnes (35.3% below previous marketing year).
- **Canada** (*AAFC Outlook for Principal Field Crops*): **first canola projections** for 2022/23 at 20.2 million tonnes (12.6m t previous year).
- **Canada** (*USDA monthly report*): **soya bean** production is forecast at 6.3 million tonnes (6.3m previous year).

World Market News 4. (27-01-2021)

Argentina

- **ARG** (*USDA*): 2021/22 **soya bean production** forecast decreased to 46.5 million tonnes, amid adverse weather conditions.
- **ARG** (*IGC referring to Buenos Aires Grains Exchange*): 2021/22 **soya bean planting** reached 95% (99% previous year), conditions pegged at 73% fair/excellent (90% previous year). **Sunflower seed harvesting** at 15% complete (6% previous year), as at 20 January.
- **ARG** (*AgriCensus referring to the Buenos Aires Grains Exchange*): **soya bean planted acreage** forecast at 16.4 million hectares (-100 000 hectares from previous month).

World Market News 5. (27-01-2021)

- **UKR** (*USDA monthly report*): **sunflower seed production** is forecast at 17.5 million tonnes (+24% compared to previous year).
- **UKR** (*IGC referring to Customs data*): December **sunflower seed oil exports** at 689 800 tonnes (+14% year-on-year), with Marketing Year (Sep/Aug) deliveries at 2.0 million tonnes (-6% year-on-year).
- **Russia** (*USDA monthly report*): 2021/22 **sunflower seed** production seen at 15.5 million tonnes (+17% year-on-year), **rapeseed** at 2.8 million tonnes (+9% year-on-year) and **soya beans** at 4.8 million tonnes (+11.5%).
- **Russia** (*IGC/Ag. Ministry*): **sunflower seed oil export duty set** at \$251.4/tonne for 1-28 February (\$280.8/tonne in January).

World Market News 6. (27-01-2021)

- **China** (*AgriCensus/Ministry of Agricultural and Rural Affairs*): sharp increase plans of domestic soya bean production to 23 million tonnes by the end of 2025, with planting area to reach 10.7 million tonnes.
- **China** (*IGC/China National Grain & Oils Information Center*): 2021/22 **soya bean production** forecast cut to 16.4 million tonnes (19.6m previous year), with consumption seen at 117 million tonnes (117.2m).
- **China** (*IGC referring to Gen. Admin. of Customs*): December **soya bean imports** totalled 8.9 million tonnes, with 2021 (Jan/Dec) arrivals seen at 96.5 million tonnes (-4% y/y).

World Oilseeds: key messages

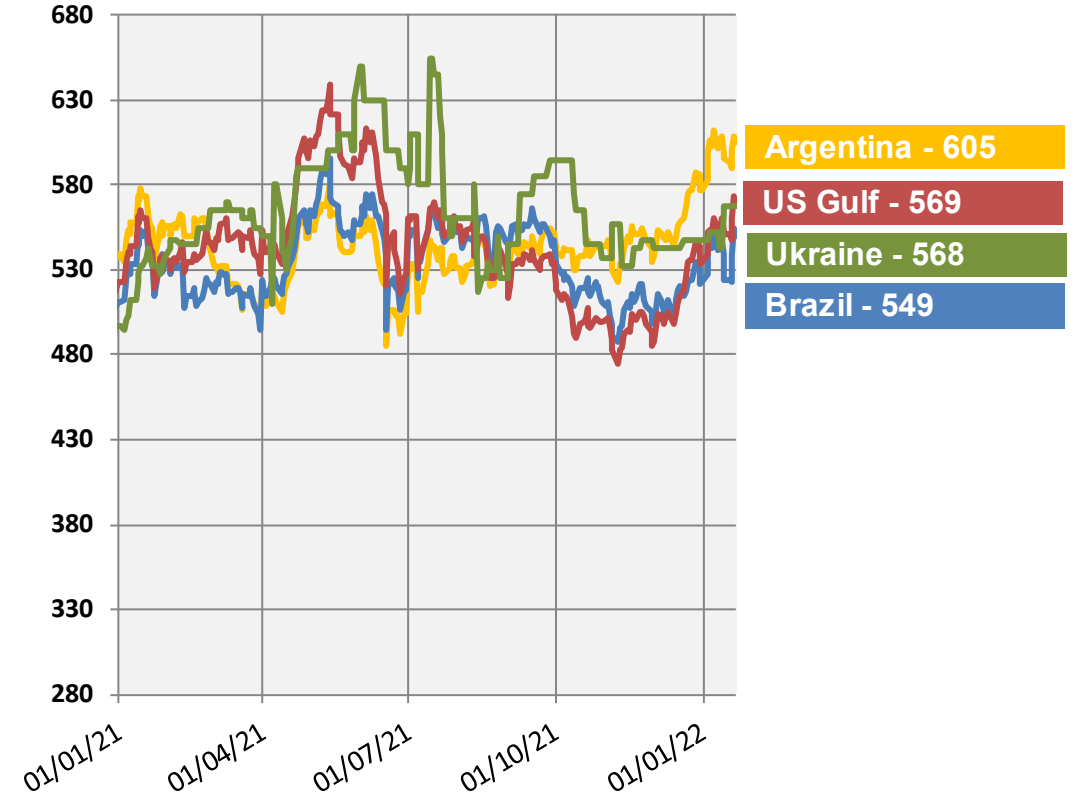
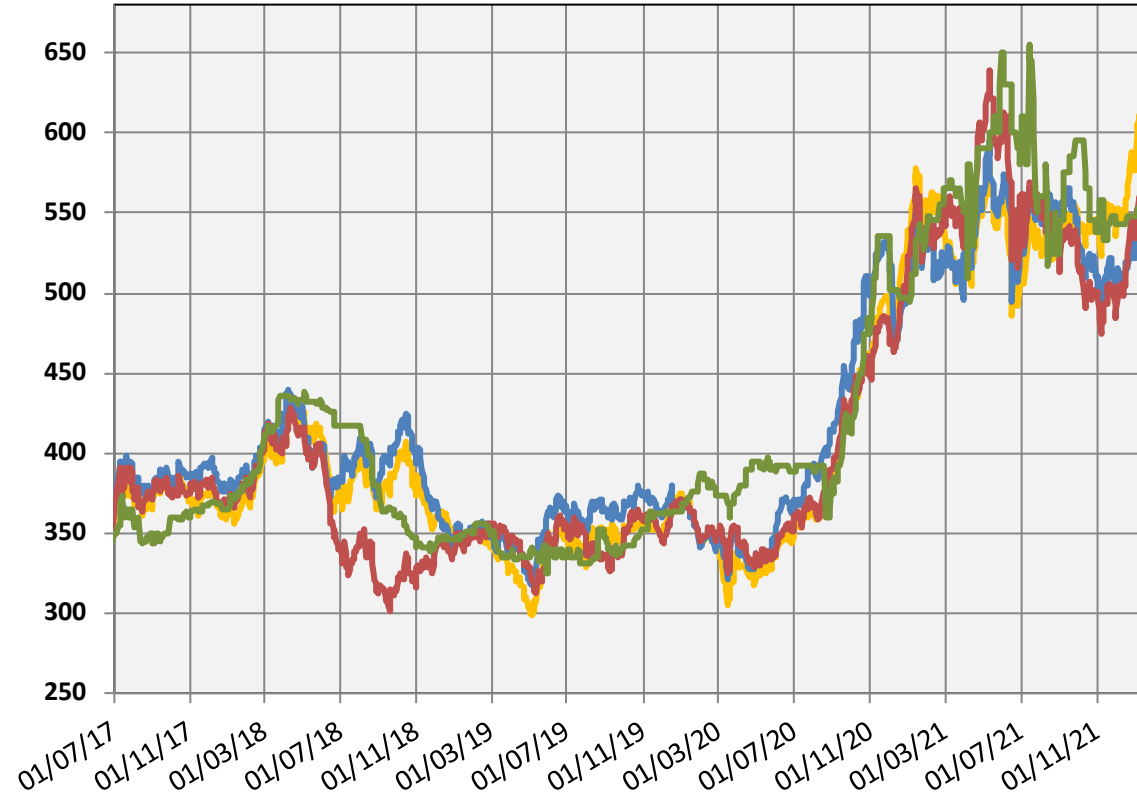
January - USDA WASDE Report projections 2021/22 marketing year:

- Global **oilseeds** production is reduced from the previous month at 619 million tonnes, on lower production forecast in South America.

January – IGC Report projections 2021/22 marketing year:

- Global **soya beans** production in 2021/22 is projected at 368 million tonnes, broadly unchanged year-on-year. Production is downgraded by 12 million tonnes from November, due to dry weather conditions in the southern hemisphere. **Consumption** is 3 million tonnes above production, up 7 million tonnes from the previous year. Global **stocks** in 2021/22 is placed at 51.8 million tonnes (6% year-on-year contraction).
- Global **rapeseed** production is slightly up from November at 70.2 million tonnes, but still down from previous year. The 5% annual decline is mainly due to reductions for Canada (35.4% drop).
- Global **sunflower seed** production is forecast at 56.6 million tonnes, 17.1% increase from last year due to improved yields in most key producers (EU and the Black Sea region).

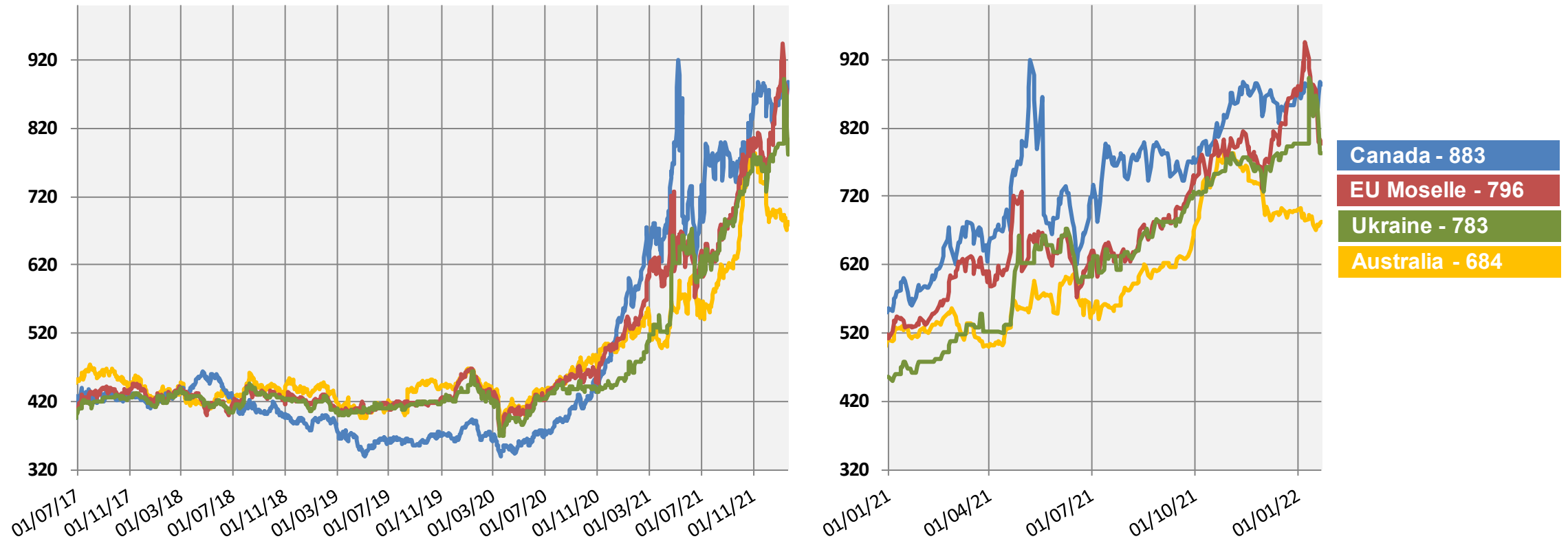
World export prices for soya beans – (USD/tonne)



Source: International Grains Council

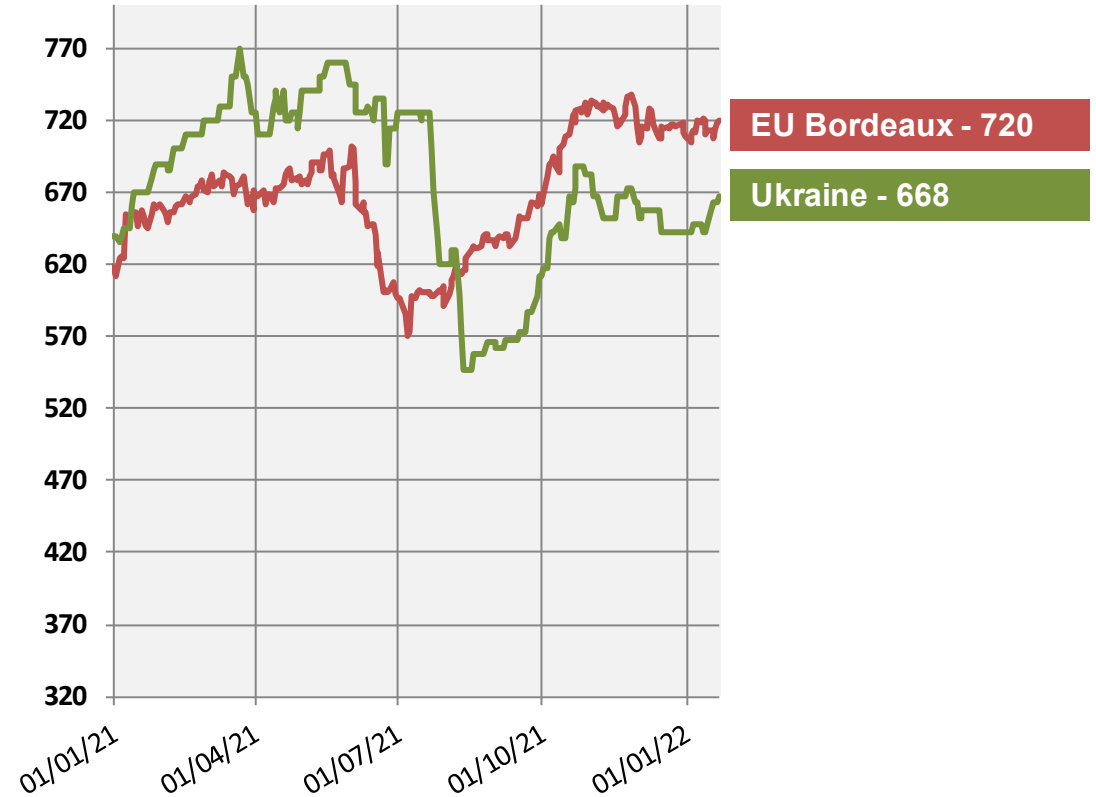
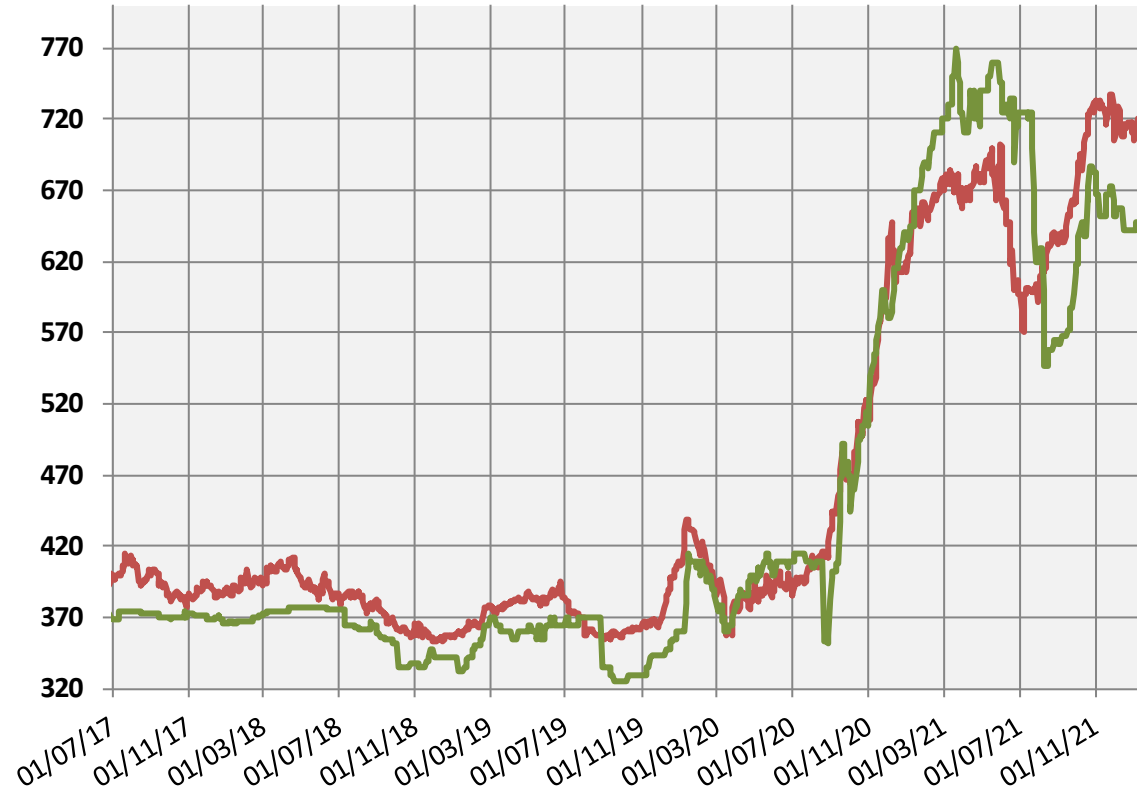
Latest prices referring to: 21/01/2022

World export prices for rapeseed – (USD/tonne)



Source: International Grains Council
Latest prices referring to: 21/01/2022

World export prices for sunflower – (USD/tonne)



Source: International Grains Council
Latest prices referring to: 21/01/2022

World Oilseeds prices: key messages

- Global **soya bean** prices firmed compared to last month amid ongoing worries about hot and dry weather conditions in South America. All prices are slightly above last year's price levels, between USD 549 per tonne in Brazil and USD 605 per tonne in Argentina.
- **Rapeseed** prices rallied by 4% in Canada and moderately weakened for the EU and Australia, mainly on good yield prospects and technical sales.
- Global **sunflower seed** prices are stable compared to previous month, USD 668 per tonne in Ukraine (+4%) and USD 720 per tone in the EU (+1%).

Table of contents



World Oilseeds & Market News



Oilseeds & Protein crops: areas & production (2021/22)



S&D balance sheets (Oilseeds, Meals, Oils)

EU oilseeds 2021/22 forecast

EU OILSEEDS AREA

(million hectares)

	5-year trimmed average	2020/21	January	2021/22 vs. 2020/21 (%)	vs. 5-y AVG (%)
Rapeseed	5.82	5.32	5.33	0.0	-8.5
Sunflower	4.26	4.45	4.49	1.0	5.5
Soya Beans	0.94	0.95	0.95	0.2	1.3
TOTAL	11.02	10.72	10.77	0.5	-2.3

EU OILSEEDS PRODUCTION

(million tonnes)

	5-year trimmed average	2020/21	January	2021/22 vs. 2020/21 (%)	vs. 5-y AVG (%)
Rapeseed	17.68	16.70	17.04	2.1	-3.6
Sunflower	9.76	9.08	10.62	17.0	8.8
Soya Beans	2.68	2.63	2.67	1.5	-0.5
TOTAL	29.58	28.40	30.33	6.8	0.7

Sources : EC - DG AGRI.

EU Oilseeds 2021/22: key messages

- Total **oilseed area** for 2021/22 is unchanged from December at just around 10.7 million hectares, 0.5% above last year but 2.3% below the five-year average.
- EU oilseed **production** forecast for 2021/22 is slightly revised down from last month to 30.33 million tonnes on lower soya bean harvest in Italy and France.

EU protein crops 2021/22 forecast

EU PROTEIN CROPS AREA						(million hectares)
	5-year trimmed average	2020/21	January	2021/22 vs. 2020/21 (%)	vs. 5-y AVG (%)	
Field peas	0.83	0.81	0.85	4.3	1.7	
Broad beans	0.47	0.45	0.48	7.1	3.4	
Sweet lupins	0.17	0.23	0.24	6.4	40.9	
TOTAL	1.47	1.49	1.57	5.5	6.9	

EU PROTEIN CROPS PRODUCTION						(million tonnes)
	5-year trimmed average	2020/21	January	2021/22 vs. 2020/21 (%)	vs. 5-y AVG (%)	
Field peas	2.04	1.99	2.13	7.3	4.5	
Broad beans	1.19	1.26	1.21	-4.1	1.6	
Sweet lupins	0.26	0.35	0.36	3.7	39.1	
TOTAL	3.51	3.59	3.70	2.9	5.2	

Sources : EC - DG AGRI.

EU Protein crops 2021/22: key messages

- EU protein crops **area** is unchanged compared to last month, at 1.57 million hectares and 6.9% above the five-year average.
- Total EU **production** of protein crops is estimated at 3.7 million tonnes, 15 000 tonnes above the previous forecast, on higher field peas production in France and broad beans in Sweden.

Table of contents



World Oilseeds & Market News



Oilseeds & Protein crops: areas & production (2021/22)



S&D balance sheets (Oilseeds, Meals, Oils)

Oilseeds balance sheet (EU)

OILSEEDS SUPPLY & DEMAND

(thousand metric tonnes)

<i>last updated: 27/01/2022</i>	2020/21 est.				2021/22 fc			
	Rapeseed	Soya beans	Sunflower	TOTAL	Rapeseed	Soya beans	Sunflower	TOTAL
Beginning stocks	1 500	1 500	1 000	4 000	500	1 100	700	2 300
Usable production	16 699	2 628	9 076	28 403	17 043	2 668	10 623	30 333
Area (thousand ha)	5 324	948	4 448	10 720	5 326	949	4 495	10 770
Yield (tonnes/ha)	3.14	2.77	2.04	2.65	3.20	2.81	2.36	2.82
Imports (from third countries)	5 797	15 028	818	21 643	4 900	14 500	500	19 900
Total supply	23 995	19 157	10 894	54 045	22 443	18 268	11 823	52 533
Domestic use	23 322	17 859	9 523	50 705	21 843	16 837	10 310	48 989
<i>of which crushing</i>	(22 513)	(15 763)	(8 416)	(46 692)	(21 082)	(14 849)	(9 122)	(45 053)
Exports (to third countries)	173	197	671	1 041	100	231	610	941
Total use	23 495	18 057	10 194	51 745	21 943	17 068	10 920	49 930
Ending stocks	500	1 100	700	2 300	500	1 200	903	2 603
Change in stocks	-1 000	-400	-300	-1 700	-	100	203	303

Sources : EC – DG AGRI

Oilmeals balance sheet (EU)

OILSEED MEALS SUPPLY & DEMAND

(thousand metric tonnes)

	2020/21 est.				2021/22 fc			
	Rapeseed	Soya beans	Sunflower	TOTAL	Rapeseed	Soya beans	Sunflower	TOTAL
<i>last updated: 27/01/2022</i>								
Beginning stocks	50	340	100	490	50	342	100	492
Usable production	12 832	12 453	4 629	29 914	12 017	11 731	5 017	28 764
Imports (from third countries)	467	16 605	2 686	19 758	600	16 400	2 000	19 000
Total supply	13 349	29 398	7 415	50 161	12 667	28 473	7 117	48 257
Domestic use	12 548	28 281	6 704	47 534	12 029	27 401	6 457	45 886
Exports (to third countries)	750	774	610	2 135	588	731	560	1 879
Total use	13 299	29 055	7 315	49 669	12 617	28 131	7 017	47 765
Ending stocks	50	342	100	492	50	342	100	492
Change in stocks	-	2	-	2	-	-1	-	-1

Sources : EC – DG AGRI

Vegetable oils balance sheet (EU)

VEGETABLE OILS SUPPLY & DEMAND

(thousand metric tonnes)

last updated: 27/01/2022	2020/21 est.					2021/22 fc				
	Rapeseed	Soya beans	Sunflower	Palm	TOTAL	Rapeseed	Soya beans	Sunflower	Palm	TOTAL
Beginning stocks	594	175	273	485	1 527	591	175	270	489	1 525
Usable production	9 230	3 153	3 535	0	15 918	8 644	2 970	3 831	0	15 445
Imports (from third countries)	314	480	1 691	6 338	8 822	500	446	2 000	5 600	8 546
Total supply	10 138	3 807	5 499	6 823	26 267	9 735	3 591	6 101	6 089	25 516
Domestic use	8 824	2 646	4 495	6 191	22 156	8 782	2 410	5 096	5 374	21 662
Exports (to third countries)	722	986	734	143	2 586	361	1 005	735	228	2 328
Total use	9 546	3 632	5 229	6 334	24 742	9 143	3 416	5 830	5 601	23 990
Ending stocks	591	175	270	489	1 525	592	175	271	488	1 526
Change in stocks	-2	-	-3	3	-2	1	-	1	-1	1

Sources : EC – DG AGRI

Balance sheets 2021/22 (EU)

Changes from December

- **Oilseeds:** slight decrease of the total imports compared to previous month, at 19.9 million tonnes (0.67 million tonnes), on lower rapeseed and soya beans imports due to tight global export availabilities and high prices.
- **Oil meals:** relatively stable situation with a decrease of sunflower seed meal imports offset by rapeseed meal imports.
- **Vegetable oils** forecast production to reach 15.4 million tonnes. Palm oil imports decreased to 5.6 million tonnes partially offset by rapeseed and sunflower seed oil imports.

Thank you & Keep in touch



Market data at the EU Crops Market Observatory website:
<https://ec.europa.eu/agriculture/market-observatory/crops>